

Partners in Mobile / Relocatable Diagnostic Solutions



WHY MOBILE?

With a certified Siemens mobile unit you will have the latest technological developments within reach. A state-of-the-art solution offering maximum flexibility.

The specially designed units offer the user the possibility to adjust the technical capacity of the installed equipment appropriate to the number of presenting patients. Sharing the use of the mobile unit(s), every care centre remains in full control of its patients and revenue. Siemens has certified mobile solutions for their entire diagnostic range.



Mobile MRI

The comprehensive certified Siemens mobile MRI design is the result of close collaboration between Siemens Medical Systems and Smit Mobile Equipment. The layout of the unit creates an optimal environment for both patient and operator. The certified design includes a technical room for MRI-related components, a control room that complies with all the latest standards in ergonomics, and an examination room. Furthermore, the unit has several technical features, including:

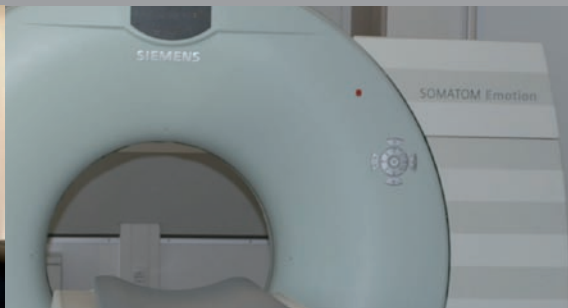
- Lift for patient-friendly access.
- Steel shielding in the side walls of the examination room to keep the 5 gauss line within the dimensions of the mobile unit.
- RF shielding in the examination room.
- Air conditioning.
- Chiller to support the MRI-related components.
- On-board generator for power supply to support the indoor environment and MRI-related components while in transit.



Mobile CT 16/64

A certified Siemens mobile CT unit has a general layout consisting of a patient-friendly examination room and an ergonomically designed control room. Furthermore, the unit has several technical features, including:

- Lift for patient-friendly access directly into the examination room.
- Slide-outs to enlarge the space in the examination room for optimized patient comfort and workroom for medical staff.
- Lead shielding in the walls of the examination room.
- Air conditioning for a controlled environment throughout the unit.
- Generator (optionally, we provide a self-supporting generator set which allows you to scan independently from outside power sources).



Mobile PET/CT

Siemens Medical Systems and Smit Mobile Equipment B.V. introduced the first validated mobile solution for the Biograph in the world. Leaders in their respective markets, they decided to join their forces to offer an innovative and high-technology solution to the healthcare world. These days, day after day, the Mobile Biograph proves its efficiency, its ergonomic advantages and its exceptional image quality throughout the world. The Mobile Biograph is approved and certified in perfect accordance with national and European requirements.

Why Mobile PET/CT Solution


With a Mobile Biograph you will have the latest technological developments within reach. A state-of-the-art solution offering maximum flexibility. This mobile unit offers the user the possibility to adjust the technical capacity of the PET/CT scanner appropriate to the number of presenting patients. Sharing the use of the mobile unit(s), every care centre remains in full control of its patients and revenue. As an alternative to permanent PET/CT scanning installations, this mobile solution offers numerous advantages, including a significant reduction in delays caused by licence application procedures and major, expensive reconstructions.



Mobile Women's Healthcare

The comprehensive Siemens mobile digital mammography design is the result of close collaboration between Siemens Medical Systems and Smit Mobile Equipment. The layout of the unit creates an optimal environment for both patient and operator. The design includes a waiting/reception area, dressing facilities, examination room combined with possible review area and staff room. The mobile unit is designed in order to optimize patient logistics and to generate a high patient throughput. The integrated esthetical finishing creates a high level of patient comfort. Furthermore, the unit has several technical features, including:

- Patient friendly entrance.
- Lead shielding in side walls of the examination room.
- Air conditioning system throughout the unit.
- AC backup system in the examination room to guarantee a constant temperature level at all times.
- On-board generator for power supply to support the indoor environment of the examination room while in transit and in case of a power failure.
- Optional self-supporting generator to operate the mammography unit in areas with no access to a main power source.
- Optional lift for patient-friendly access.
- Waiting room for 6-8 patients.
- Guaranteed high level of patient privacy.



Relocatable Diagnostic Solutions


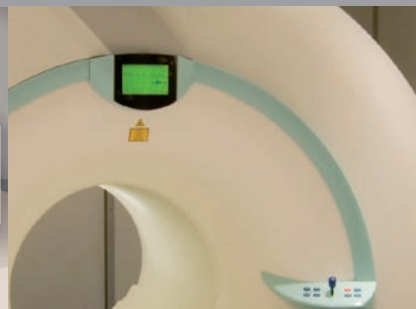

When a hospital is in need of additional diagnostic capacity but space and resources are limited, a Siemens relocatable solution is the answer. The combination of design features such as steel or lead shielding in the side walls of the examination room and an RF shielded (MRI feature only) environment, allows the hospital to place this unit literally anywhere. A solid foundation and power supply are the required elements to have additional capacity within reach. As it is possible to include the latest in IT technology, your relocatable scanner can easily be integrated in your existing fixed capacity and software systems.

The design of the relocatable unit housing the scanner is in some areas flexible and can be customized e.g. environment influences. Additional facilities, e.g., a reception desk, waiting area, changing cubicles and a kitchen can easily be added by connecting a second relocatable unit. The hospital can create their own self-supporting diagnostic department in no time.

A relocatable Siemens/Smit solution is the perfect solution for your hospital if you are reluctant to spend a significant part of your budget on construction work and architects, or when time is a critical factor and permissions only delay your efforts.

A relocatable Siemens/Smit solution is the quickest way to get the latest technology in combination with a highly professional appearance.

We have designs for MRI, CT and PET/CT scanners in combination with facility units if required.





RESONANCIA MAGNÉTICA MÓBIL



SERVIZO
GALEGO
de SAÚDE

Instituto Galego
de Medicina Técnica

*Avanzamos
pola túa saúde*



XUNTA DE GALICIA
CONSELLERÍA DE SANIDADE

SMIT
MOBILE EQUIPMENT S.L.

SMIT

SIEMENS

SMIT
MOBILE EQUIPMENT B.V.

http://www.siemens.nl/medical_solutions/

*www.smit.eu
smit@smit.eu
+31(0)186 614322*